

HEAD OFFICE
Litron Lasers Ltd
8 Consul Road
Rugby
Warwickshire CV21 1PB
England


T +44 (0)1788 574444
F +44 (0)1788 574888
E sales@litron.co.uk

NORTH AMERICAN OFFICE
Litron Lasers North America
2449 Arnica Drive
Bozeman
MT 59715
USA

T +1 (406) 522 7566
F +1 (406) 522 7567
E sales@litronlasers.com

www.litronlasers.com

**ULTRA HIGH ENERGY
PULSED Q-SWITCHED
ND:YAG LASERS**



© 2011 Litron Lasers Ltd. Printed in England. PB 0115-1

LPY7000 High Energy Pulsed Nd:YAG Lasers

Power, precision, performance.

FEATURES

- Rugged Industrial Build
- Up to 3.5J @ 1064nm
- Telescopic or Gaussian Resonators
- Optional Seeder Package
- All Harmonics to 5th Available
- Full RS232 Software Control
- Custom Systems up to 10J

APPLICATIONS INCLUDE

- Dye laser pumping
- OPO pumping
- Spectroscopy
- LIBS
- LIDAR
- PIV



Superior Performance Through Superior Design

The LPY7000 lasers offer extremely high Q-switched outputs up to 3.5J and repetition rates of up to 50Hz. Based around our proven self-supporting invar frame their robust build quality suits them to both industrial and scientific applications. Energies up to 10J are also available at 1064nm with extra amplification.

The lasers are provided in an oscillator, pre-amplifier, main-amplifier arrangement.

The oscillator may be configured as a stable-telescopic resonator offering a low order multimode output with a smooth spatial and

temporal profile, or as an unstable Gaussian-coupled resonator offering a single transverse mode output with slightly higher peak powers.

Lamp change is performed in a matter of minutes with no need for any re-alignment at all. An optional IP54 sealed case ensures that the laser is protected against the ingress of dirt and moisture when used in industrial environments.



LPY7000 with additional 10J output stage doubled to 532nm outputting 5J at 1Hz, beam diameter 25mm.



An LPY7000 outputting 1J of 532nm at 30Hz.

LPY7000 High Energy Pulsed Nd:YAG Lasers

Power, precision, performance uncovered.

1 Rear Mirror

2 Intracavity Telescope

The intracavity telescope has a twofold use. Firstly it compensates for the thermal lensing of the laser rod. Secondly it reduces the intra-cavity beam diameter, thus effectively increasing the diffraction length in

3 Electro-optic Q-Switch

A KD*P Pockels cell is used within the Q-switch assembly.

the resonator. The result is very low divergence output beams whose beam profiles are spatially extremely homogeneous.

4 Oscillator Pump Chamber

All pump chambers are machined from solid 316 stainless steel. The chambers are split such that the lamp housing can be removed easily during lamp changes, leaving the rod untouched. The chambers are fitted with close coupled ceramic reflectors for efficient and uniform pumping. A

proprietary filter plate protects the laser rod from UV emission from the lamp and also in the event of a lamp failure. The design of the chambers is such that a large turbulent water flow leads to very uniform cooling of the rod, essential for good pointing and overall stability.

5 Intra-cavity Shutter

An electronically verified, electronically actuated, intra-cavity safety shutter is standard on all of Litron's lasers.

6 Output Coupler

7 Expanding Telescope

An expanding telescope is used to expand and collimate the oscillator output prior to amplification.

8 Pre-amplifier Pump Chamber

9 Steering Mirrors

10 Expanding Telescope

11 Main Amplifier Pump Chambers

The main amplifier is configured in a birefringence-compensated twin-rod topology. This minimises the depolarisation of the laser beam and leads to more uniform and more efficient harmonic generation.


12 Invar Rail

The lasers are built on a rugged self supporting invar rail. This feature

sets them apart from all competitors as it is both more robust and more stable than conventional base-plate constructions. The modular nature of the rail allows for easy customisation of the lasers.

13 Harmonic Generation Unit

14 Output Steering Mirrors



LPY7000 High Energy Pulsed Nd:YAG Lasers

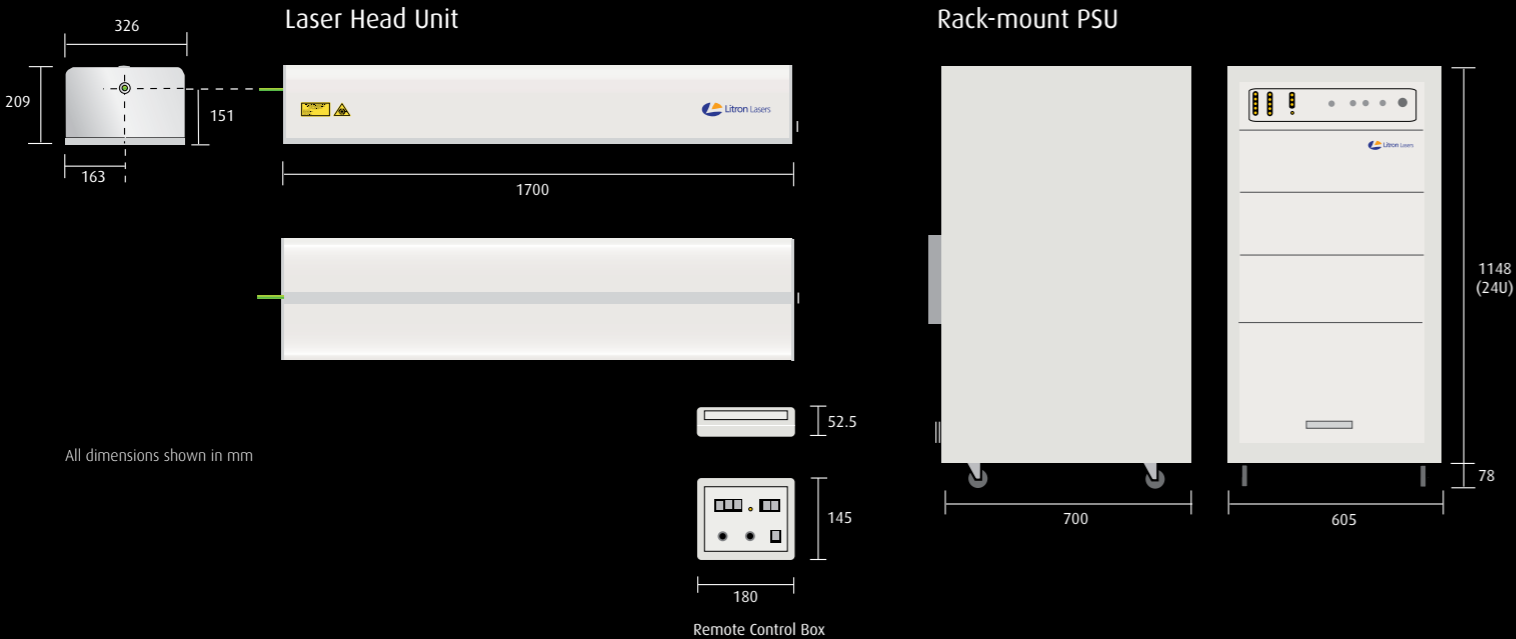
SPECIFICATIONS

Model	LPY7864-10	LPY7864-20	LPY7864-30	LPY7864-50	LPY7875-10	LPY7875-20
Repetition Rate (Hz)	10	20	30	50	10	20
Output Energy (nm)						
1064nm	2750	2250	2000	1400	3500	2750
532nm	1400	1100	1000	700	1750	1350
355nm	600	480	450	250	700	600
266nm	250	140	95	80	275	170
Parameter						
Divergence (mrad) ⁽¹⁾	0.5	0.5	0.5	0.5	0.5	0.5
Pointing Stability (urad) ⁽²⁾	50	50	50	50	50	50
Pulse length (ns)	10-12	10-12	10-12	10-12	10-12	10-12
Jitter (ps) ⁽³⁾	500	500	500	500	500	500
Stability (+/-%)	2	2	2	2	2	2
Beam diameter (mm) ⁽⁴⁾	12.5	12.5	12.5	12.5	15	15
Services						
Voltage (VAC)	220-250	220-250	220-250	220-250	220-250	220-250
Frequency (Hz)	50-60	50-60	50-60	50-60	50-60	50-60
Water (l/min) @ 3-5bar	5	5	5	5	5	5


Note

- (1) Full angle for 90% of the energy.
- (2) Full angle.
- (3) With respect to the external Q-switch trigger input.
- (4) Quoted as the main amplifier rod diameter.

MECHANICAL DATA



LPY7000



Our policy is to improve the design and specification of our products. The details given in this document are not to be regarded as binding.